

## SSFA comparison

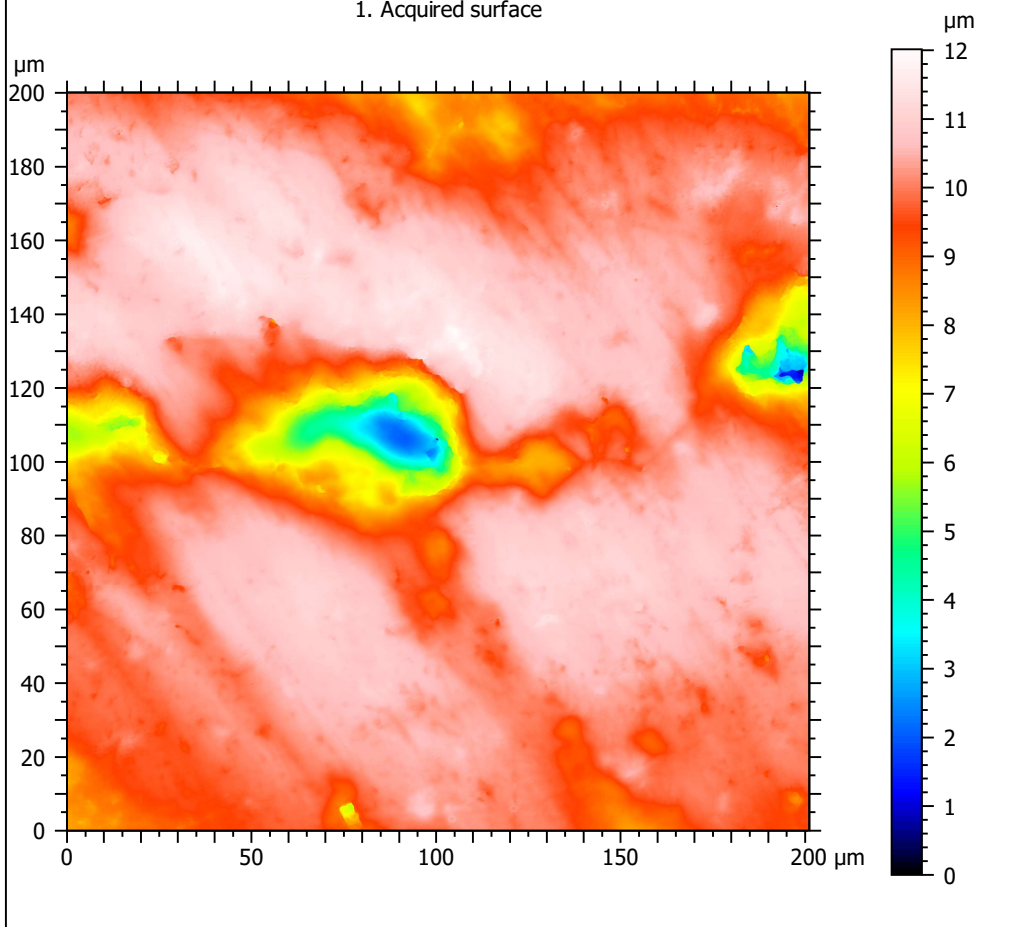
Template to process all surfaces acquired with the Leica DCM8 with the 100x/0.90 objective.

### A. Processing

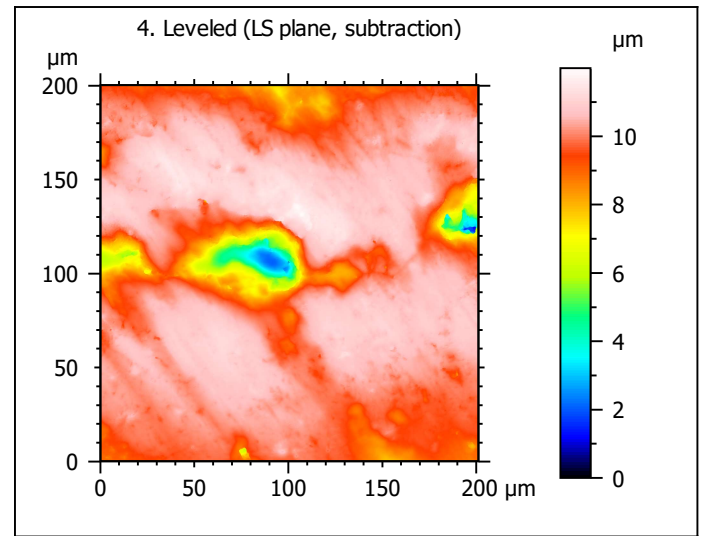
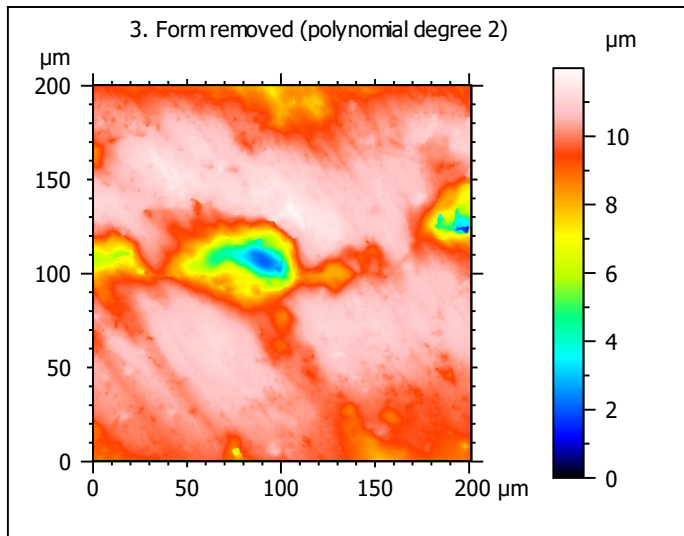
#### Identity card

Name:	L8-Ovis-90764-lm2sin-a		
File path:	D:\Data\3Ddata\SSFA\Sheeps\Original surfaces\L8-Ovis-90764-lm2sin-a.sur		
Studiable type:	Surface		
Axis:	X		
Length:	201.1	μm	
Size:	1561	points	
Spacing:	0.1289	μm	
Axis:	Y		
Length:	200.1	μm	
Size:	1551	points	
Spacing:	0.1291	μm	
Axis:	Z		
Length:	12.01	μm	
Size:	12014380	digits	
Spacing:	1e-06	μm	
NM-points ratio:	0.000 % (0 Pts)		

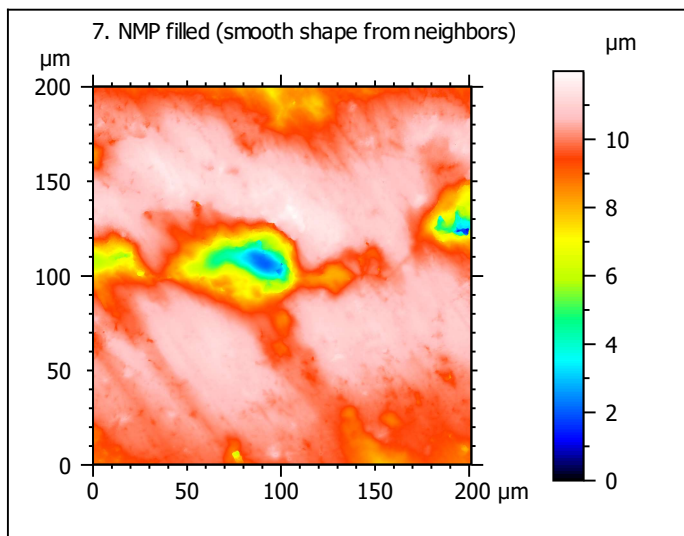
1. Acquired surface



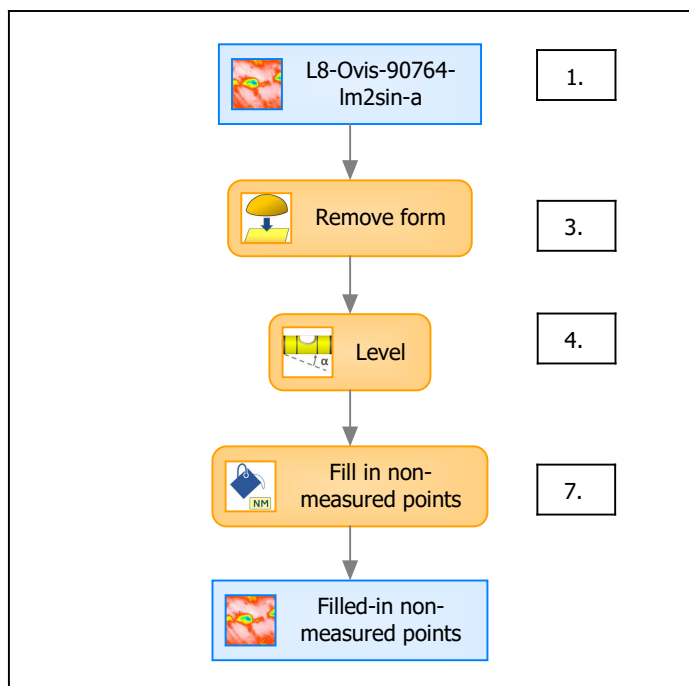
*Note that the surfaces have been preprocessed (mirrored in z, cut to 200x200  $\mu\text{m}$  and automatically cleaned) according to Merceron et al. (2016), Proc. R. Soc. B 283: 20161032.*



Identity card	
Name:	L8-Ovis-90764-Im2sin... > Leveled (LS-plane)
Axis:	Z
NM-points ratio:	0.000 % (0 Pts)



## B. Summary



### Identity card

Name: L8-Ovis-90764-lm2sin-a > Form removed (LS-poly 2) > Leveled (LS-plane) > Filled-in non-measured points

Studiabale type: Surface

#### Axis: X

Length: 201.1  $\mu\text{m}$   
Size: 1561 points  
Spacing: 0.1289  $\mu\text{m}$

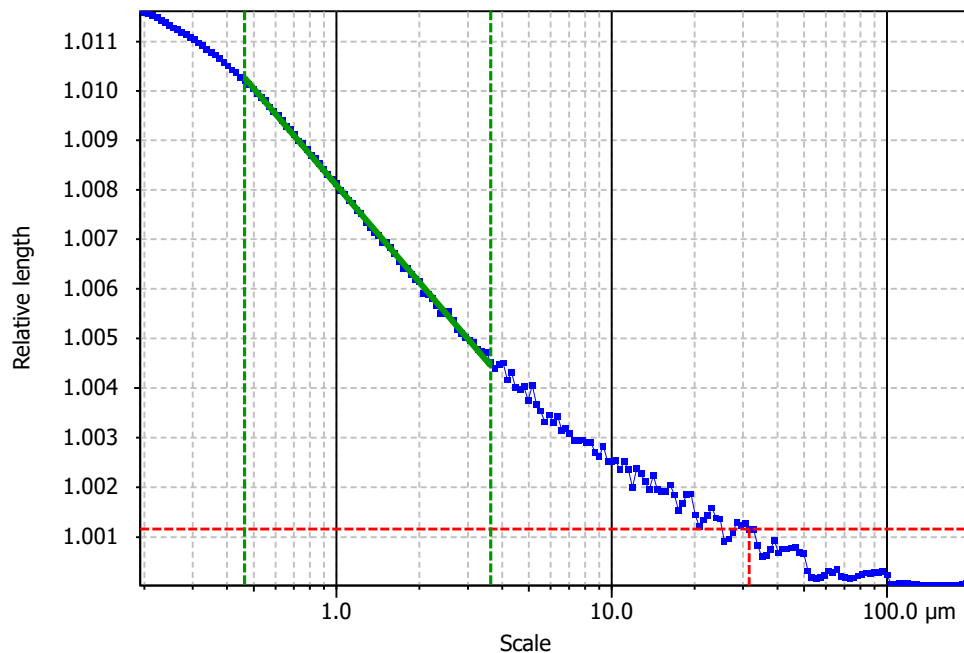
#### Axis: Y

Length: 200.1  $\mu\text{m}$   
Size: 1551 points  
Spacing: 0.1291  $\mu\text{m}$

#### Axis: Z

Layer type: Topography

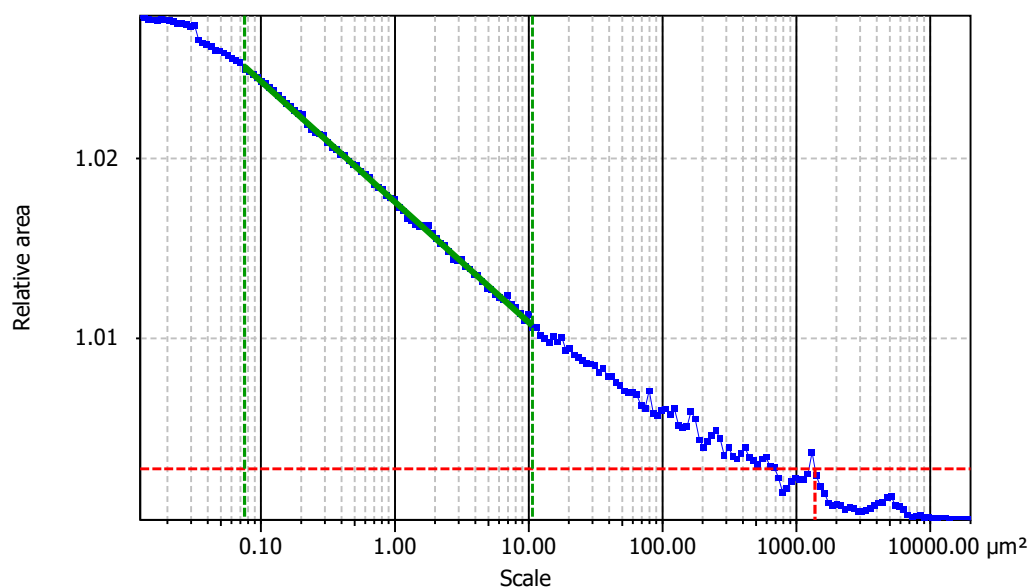
Length: 12.00  $\mu\text{m}$   
Size: 11997296 digits  
Spacing: 1e-06  $\mu\text{m}$

**Information**

Method	Length-scale (rows)
--------	---------------------

**Parameters**

Parameters	Value	Unit	Comment
epLsar	0.003403		Length-scale anisotropy (Sfrax) (1.8 μm, 5°)
NewEplsar	0.01898		Length-scale anisotropy (1.8 μm, 5°)

**Information**

Method	Area-scale (four corners)
--------	---------------------------

**Parameters**

Parameters	Value	Unit	Comment
R <sup>2</sup>	0.9988		Reg. coefficient R <sup>2</sup>
Asfc	2.865		Fractal complexity
Smfc	0.4866	μm <sup>2</sup>	Scale of max complexity
HAsfc9	0.6375		Heterogeneity of Asfc (3x3)
HAsfc81	1.539		Heterogeneity of Asfc (9x9)